


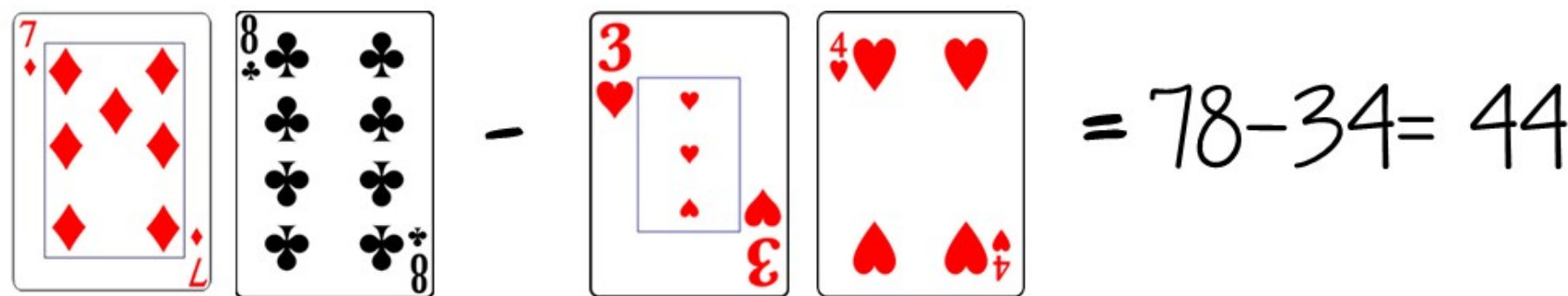
# Kortstokk addisjon og subtraksjon

Print ut arket. Lamineres gjerne for bedre holdbarhet.

Ta ut billedkortene fra en kortstokk

Be elevene legge tallkort i hvert felt. Ett kort på enerplass og ett kort på tierplass.  
Dette blir til tall. Elevene skal så summerer kortene.


$$43 + 87 = 130$$


$$78 - 34 = 44$$

Spire Gto

+

Kortstokkaddisjon

||

====



Spire Gto

+

Kortstokkaddisjon

||

====



Spiric Gro

Kortstokkaddisjon

+

=

---

---

Diagram 1:

Two empty rounded rectangular boxes are arranged vertically. To the left of the top box is a vertical line segment labeled "1". To the right of the bottom box is a vertical line segment labeled "2". Below the two boxes is a horizontal double line.

Diagram 2:

Two empty rounded rectangular boxes are arranged vertically. To the left of the top box is a vertical line segment labeled "1". To the right of the bottom box is a vertical line segment labeled "2". Below the two boxes is a horizontal double line.

Spire Gro

Kortstokkaddisjon

Spire Gro

Kortstokkaddisjon

Spire Gro

Kortstokkaddisjon

I

II

